









The learning outlined here related to the learning packs that have been delivered to your homes.

Don't forgot to join us for the zoom inputs at 9am, 10am and 11am every day. The link to join these can be found on the email sent home or on the VLE.

Lakeside Primary Academy VLE overview for week beginning 11/1/2021 Monday 11/1/2021			
Lesson 1 9am Zoom to introduce	Lesson 2 10am Zoom to introduce	Lesson 3 11am Zoon to introduce	Lesson 4 Independent
Maths  <p>Today we are recapping dividing by 5.</p> <p>Input: Watch the following videos about grouping and sharing. https://vimeo.com/492603633 https://vimeo.com/492603961 https://vimeo.com/471012335</p> <p>Have a go at the activity in your work pack.</p>	English  <p>Read the snowy winter poem. Underline any descriptive words or phrases. Have a go at writing your own winter poem.</p>	ART  <p>Draw a winter picture – perhaps thinking about the recent snow we had, who is in your scene? What will you be able to see?</p>	Reading  <p>Read the information about Romans and complete the comprehension questions.</p>
Notes for the week Additional activities can be found on https://mathswithparents.com/ (find the log on details in your pack) To rehearse your timestables go to https://trockstars.com/ (find the log on details in your pack) Try to read every day. Additional books can be seen found on https://www.oxfordowl.co.uk/please-log-in See your physical packs for the log on details.			





Lakeside Primary Academy VLE overview for week beginning 11/1/2021
Tuesday 12/1/2021

Lesson 1 9am Zoom to introduce	Lesson 2 10am Zoom to introduce	Lesson 3 11am Zoon to introduce	Lesson 4 Independent
<p>Maths</p>  <p>Today we are learning how to multiply by 3.</p> <p>Input: Watch the following videos and follow the instructions. https://vimeo.com/475444169</p> <p>Have a go at the activity in your work pack.</p>	<p>Reading</p>  <p>Look at the picture titled Tunnel in a Hedge (in your pack) and answer the prediction questions.</p>	<p>English</p>  <p>Label a Roman Soldier and use the vocabulary to write a descriptive paragraph.</p>	<p>Topic</p>  <p>How did the Roman Empire become so powerful? Watch the video https://classroom.thenational.academy/lessons/how-did-the-roman-empire-become-so-powerful-74u62t Pause and answer the questions as you go along. Write down 5 interesting things that you learnt during the video.</p>

Notes for the week

Additional activities can be found on <https://mathswithparents.com/> (find the log on details in your pack)
 To rehearse your timestables go to <https://ttrockstars.com/> (find the log on details in your pack)
 Try to read every day. Additional books can be seen found on <https://www.oxfordowl.co.uk/please-log-in>





Lakeside Primary Academy VLE overview for week beginning 11/1/2021
Wednesday 13/1/21

Lesson 1 9am Zoom to introduce	Lesson 2 10am Zoom to introduce	Lesson 3 11am Zoom to introduce	Lesson 4 Independent
<p>Maths</p>  <p>Today we are learning how to divide by 3.</p> <p>Input: Watch the following videos and follow the instructions. https://vimeo.com/475444308</p> <p>Have a go at the activity in your work pack.</p>	<p>Reading</p>  <p>Visit Oxford Owls online and choose a book to read of your choice.</p>	<p>Topic</p>  <p>Complete the Roman Timeline. Read the information and then create the timeline.</p>	<p>English</p>  <p>Write a book review for the book/story you have read in your reading session.</p>





Notes for the week

Additional activities can be found on <https://mathswithparents.com/> (find the log on details in your pack)
 To rehearse your timestables go to <https://trockstars.com/> (find the log on details in your pack)
 Try to read every day. Additional books can be seen found on <https://www.oxfordowl.co.uk/please-log-in>

Lakeside Primary Academy VLE overview for week beginning 11/1/2021
Thursday 14/1/21

Lesson 1 9am Zoom to introduce	Lesson 2 10am Zoom to introduce	Lesson 3 11am Zoon to introduce	Lesson 4 Independent
<p>Maths</p>  <p>Today we are learning recall multiplication and division facts for the 3x table.</p> <p>Input: Watch the following videos and follow the instructions. https://vimeo.com/476319270</p> <p>Have a go at the sheets in your pack.</p> <p>Have a go at the activity in your work pack.</p>	<p>Handwriting/spelling</p>  <p>Handwriting We are learning about which letters do not join onto other letters as part of our handwriting scheme.</p> <p>Spelling We are learning about words with the spelling of s pronounced c or s.</p>	<p>Grammar</p>  <p>We are learning about apostrophes for possession, which means using an apostrophe to show something belongs to someone.</p>	<p>Topic</p>  <p>We are learning to create a Roman Mosaic. Look at the power point for more information before creating your own. You will find everything you need to in your work pack.</p>
<p>Notes for the week</p> <p>Additional activities can be found on https://mathswithparents.com/ (find the log on details in your pack)</p> <p>To rehearse your timestables go to https://trockstars.com/ (find the log on details in your pack)</p> <p>Try to read every day. Additional books can be seen found on https://www.oxfordowl.co.uk/please-log-in</p>			

Lakeside Primary Academy VLE overview for week beginning 11/1/2021
Friday 15/1/21

Lesson 1 9am Zoom to introduce	Lesson 2 10am Zoom to introduce	Lesson 3 11am Zoom to introduce	Lesson 4 Independent
<p>Maths</p>  <p>Complete the times table rock stars sheet – there are 2 sheets so you could try the second one later and see if you can beat your score. Have a go at the 10 minute weekly work out. Once you have finished use the answer sheet to check your answers. Are there any questions that you need to look at again? Which areas were you most and least confident with?</p>	<p>Grammar</p>  <p>We are learning about apostrophes for omission, which means using an apostrophe to show there are letters missing.</p>	<p>Handwriting/spelling</p>  <p>Handwriting We are learning to join letters when writing common exception words.</p> <p>Spelling We are learning about words with the spelling of s pronounced c or s.</p>	<p>Topic</p>  <p>We are learning to create a Roman Vase. Look at the power point for more information before creating your own. You will find everything you need to in your work pack.</p>

Notes for the week

Additional activities can be found on <https://mathswithparents.com/> (find the log on details in your pack)
 To rehearse your timestables go to <https://trockstars.com/> (find the log on details in your pack)
 Try to read every day. Additional books can be seen found on <https://www.oxfordowl.co.uk/please-log-in>